



OPEN STARSYS™ SYSTEM Product Selection Guide



Starsys™ System – Open Models

METRO'S OPEN STARSYS™ SYSTEM

Metro's Open Starsys System is a productivity focused, high-density transport and storage system that adapts to change and provides safe and comfortable access to the material it stores.

Open Starsys is designed to meet today's evolving requirements of material handling in both storage and transport applications.



Features:

- Interchangeable components
- *Shells available in 12 sizes*
- Optional "Full Extension" shelf
- *Optional enclosure kits*
- Accessories available
- *Units ship knocked down*

Benefits:

- Adapts quickly to meet rapidly-changing requirements
- Can be formatted into stationary storage stations as well as mobile transport systems to meet the exact needs of any facility
- *Use only the space required to store or transport desired parts or materials*
- Provides safe and comfortable access to parts and materials
- Increases storage capacity compared to standard shelving and carts
- *Protect contents*
- Provides configuration by need
- *Save shipping costs*



InterMetro Industries Corporation
North Washington Street
Wilkes-Barre, PA 18705

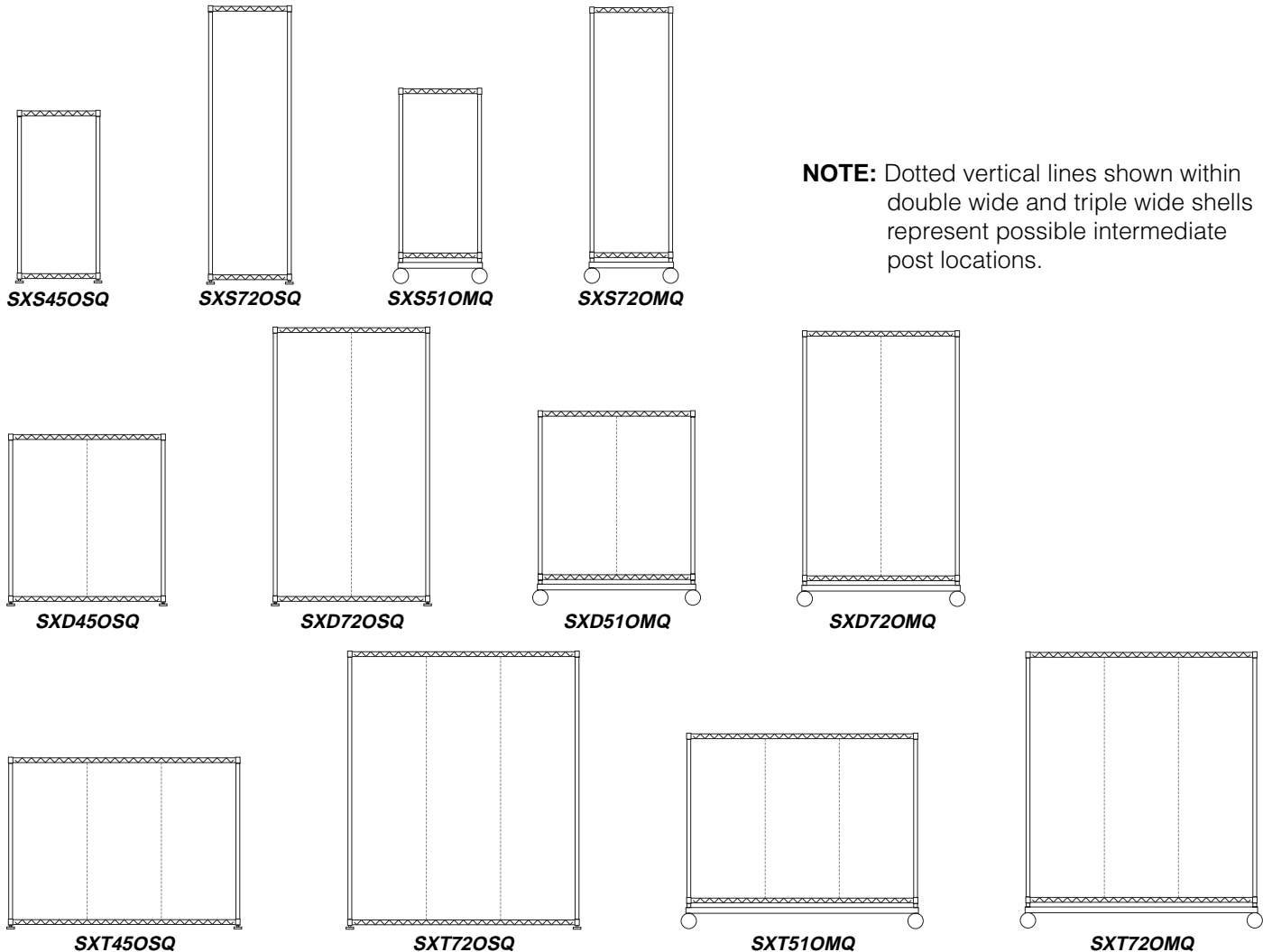


I. Select a Shell

Shells are available in single, double, or triple wide dimensions to accommodate interior shelves, either stationary or full extension. Select your desired shell from the 12 available models below. **Each shell comes complete with top and bottom wire shelves, posts with slotted inserts, footplates (for stationary models) or extended base with 5" (127mm) swivel and brake casters (for mobile models), and necessary hardware. Triple-wide units also include one pair of intermediate posts to create a single wide and double wide bay to accommodate available shelves.**

Shells

Cat. No.	Description	Mobile/ Stationary	High/ Low	Outside Dimensions		Approx. Pkd. Wt.	
				(in.)	(mm)	(lbs.)	(kg)
SXS45OSQ	Shell — Single Wide	Stationary	Low	27 ⁵ / ₈ x21 ¹⁵ / ₁₆ x44 ¹³ / ₁₆	702x557x1138	27	12.2
SXS72OSQ	Shell — Single Wide	Stationary	High	27 ⁵ / ₈ x21 ¹⁵ / ₁₆ x72 ³ / ₈	702x557x1838	38	17.2
SXS51OMQ	Shell — Single Wide	Mobile	Low	27 ⁷ / ₈ x22 ¹¹ / ₁₆ x50 ³ / ₄	708x576x1289	65	29.5
SXS72OMQ	Shell — Single Wide	Mobile	High	27 ⁷ / ₈ x22 ¹¹ / ₁₆ x71 ¹³ / ₁₆	708x576x1824	106	48
SXD45OSQ	Shell — Double Wide	Stationary	Low	27 ⁵ / ₈ x41 ³ / ₄ x44 ¹³ / ₁₆	702x1060x1138	56	25.4
SXD72OSQ	Shell — Double Wide	Stationary	High	27 ⁵ / ₈ x41 ³ / ₄ x72 ³ / ₈	702x1060x1838	66	29.4
SXD51OMQ	Shell — Double Wide	Mobile	Low	27 ⁷ / ₈ x42 ¹ / ₂ x50 ³ / ₄	708x1080x1289	105	46.7
SXD72OMQ	Shell — Double Wide	Mobile	High	27 ⁷ / ₈ x42 ¹ / ₂ x71 ¹³ / ₁₆	708x1080x1824	118	52.5
SXT45OSQ	Shell — Triple Wide	Stationary	Low	27 ⁵ / ₈ x61 ⁹ / ₁₆ x44 ¹³ / ₁₆	702x1570x1138	55	24.5
SXT72OSQ	Shell — Triple Wide	Stationary	High	27 ⁵ / ₈ x61 ⁹ / ₁₆ x72 ³ / ₈	702x1570x1838	75	34
SXT51OMQ	Shell — Triple Wide	Mobile	Low	27 ⁷ / ₈ x62 ⁵ / ₁₆ x50 ³ / ₄	708x1583x1289	140	62.3
SXT72OMQ	Shell — Triple Wide	Mobile	High	27 ⁷ / ₈ x62 ⁵ / ₁₆ x71 ¹³ / ₁₆	708x1583x1824	150	68



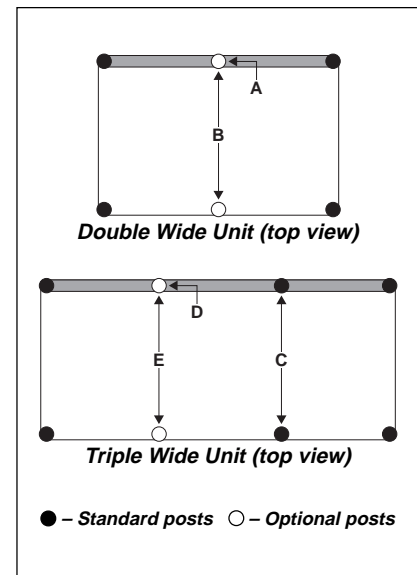
OPEN STARSYS™ SYSTEM

II. Select Desired Configuration

Double and triple wide units (SXD and SXT models) may be internally divided into vertical bays to accommodate single or double wide shelves as desired.

Two intermediate posts are required between each bay and come with appropriate mounting hardware. Select required intermediate posts as specified below:

- A** — One intermediate post required to enclose back of double wide unit if only double wide shelves are being used (2 back panels required).
- B** — Two intermediate posts required to divide double wide unit into 2 vertical bays that accommodate single wide shelves (2 back panels required if rear enclosure desired).
- C** — Two intermediate posts required as standard components with all triple wide units to segment into 1-single wide and 1-double wide vertical bay that accommodates single and double wide shelves as desired.
- D** — One additional intermediate post is required to enclose back of triple wide unit with back panels (3 back panels require).
- E** — Two additional intermediate posts required on triple wide units to segment into 3-single wide vertical bays that accommodate single wide shelves as desired (3 back panels required if rear enclosure desired).



Intermediate Posts


Cat. No.	Description	Fits Shells	Outside Dimensions		Approx. Pkd. Wt.	
			Length/Diameter (in.)	(mm)	(lbs.)	(kg)
SX37IP	Intermediate Post — Low Units	SXS45/51, SXD45/51, SXT45/51	37 ¹ / ₈ x1 ⁵ / ₈	943x41.3	3	1.3
SX58IP	Intermediate Post — High Mobile Units	SXS72, SXD72, SXT72 (Mobile)	58x1 ⁵ / ₈	1473x41.3	3 ¹ / ₄	1.4
SX65IP	Intermediate Post — High Stationary Units	SXS72, SXD72, SXT72 (Stationary)	64 ¹ / ₄ x1 ⁵ / ₈	1632x41.3	3 ¹ / ₂	1.6

III. Select Desired Shelves


Shelves are available in stationary or full extension styles that can be installed at any location on a post within a shell at 1" (25.4mm) increments.

Stationary shelves include necessary mounting clips and each full extension shelf includes one pair of shelf glides with a right-hand lock button to prevent shelf movement while mobile.

Stationary and full extension shelves can be utilized together in the same shell.*



Starsys qwikSLOT Stationary Wire Shelf



Starsys Full Extension Wire Shelf

Shelving

Cat. No.	Description	Single Wide/ Double Wide	Weight Capacity		Outside Dimensions		Approx. Pkd. Wt.	
			(lbs.)	(kg)	Depth/Width/Height (in.)	(mm)	(lbs.)	(kg)
SXSWQ-KD	Stationary Shelf	Single	150	68	21 ⁹ / ₁₆ x19 ³ / ₄ x1 ⁵ / ₁₆	548x502x33	10	4.5
SXDWQ-KD	Stationary Shelf	Double	300	136	21 ⁹ / ₁₆ x39 ¹ / ₂ x1 ⁵ / ₁₆	548x1003x33	20	9.0
SXSWAR-KD	Full Extension Shelf	Single	60	27.2	21 ⁹ / ₁₆ x16 ¹ / ₂ x1 ¹ / ₂	548x419x38	12	5.4
SXDWAR-KD	Full Extension Shelf	Double	125	56.6	21 ⁹ / ₁₆ x36 ³ / ₈ x1 ⁵ / ₁₆	548x924x33	22	10.0

*Full extension shelves can be positioned within a unit up to, and including, a maximum height of 48" (1219mm) above the floor.



OPEN STARSYS™ SYSTEM

IV. Select Accessories

Select desired accessories as shown below.

Enclosures

Choose from available top, side, or back enclosures to protect unit contents.

Top enclosure kits include top shelf inlay and fascia required to dress off all 4 shelf edges.

Cat. No.	Description	High/Low	Fits	Outside Dimensions		Approx. Pkd. Wt.	
				(in.)	(mm)	(lbs.)	(kg)
SX36SDPNL	Pair Side Panels	Low	All Widths	1x19 ¹¹ / ₁₆ x36 ¹ / ₂	25.4x500x927	11 ¹ / ₂	5.2
SX58SDPNL	Pair Side Panels	High Mobile	All Widths	1x19 ¹¹ / ₁₆ x58	25.4x500x1473	17 ¹ / ₂	7.9
SX64SDPNL	Pair Side Panels	High Stationary	All Widths	1x19 ¹¹ / ₁₆ x64	25.4x500x1651	19 ¹ / ₂	8.7
SX36BKP NL	Back Panel	Low	All Widths*	1 ³ / ₄ x19 ¹¹ / ₁₆ x36 ¹ / ₂	44.5x500x927	6	2.7
SX58BKP NL	Back Panel	High Mobile	All Widths*	1 ³ / ₄ x19 ¹¹ / ₁₆ x58	44.5x500x1473	10	4.5
SX64BKP NL	Back Panel	High Stationary	All Widths*	1 ³ / ₄ x19 ¹¹ / ₁₆ x64	44.5x500x1625	11 ¹ / ₂	5.1
SXSTEK	Top Enclosure Kit	Low & High	Single Wide	21 ⁷ / ₈ x22 ¹ / ₈ x1 ¹ / ₈	556x562x3.2	5 ¹ / ₂	2.5
SXDTEK	Top Enclosure Kit	Low & High	Double Wide	21 ⁷ / ₈ x41 ⁷ / ₈ x1 ¹ / ₈	556x1064x3.2	10	4.5
SXTTEK	Top Enclosure Kit	Low & High	Triple Wide	21 ⁷ / ₈ x61 ³ / ₄ x1 ¹ / ₈	556x1568x3.2	13 ¹ / ₂	6.0

***NOTE:** Number of panels needed enclose back of units: Single wide = 1; Double wide = 2; Triple wide = 3. See Section II for number of intermediate posts required.

Post Filler Kits

Used to fill the unused slots of Starsys posts. **Sold 4 to a pack**, these poly strips are available in sizes to fit both end or intermediate posts.

Cat. No.	Description	Fits Posts	Length		Approx. Pkd. Wt.	
			(in.)	(mm)	(lbs.)	(kg)
SX37FSK-4	Filler Strip Kit	Low Intermediate	37 ¹ / ₈	943	1/2	0.2
SX44FSK-4	Filler Strip Kit	Low End	43 ¹ / ₂	1105	3/4	0.3
SX58FSK-4	Filler Strip Kit	High Intermediate	58	1473	3/4	0.3
SX65FSK-4	Filler Strip Kit	High Mobile End	64 ¹ / ₂	1638	1	0.4
SX71FSK-4	Filler Strip Kit	High Stationary End	71	1803	1	0.4

Miscellaneous Accessories

Use optional accessories below to customize a unit to desired configuration.

Cat. No.	Description	Fits	Outside Dimensions		Approx. Pkd. Wt.	
			(in.)	(mm)	(lbs.)	(kg)
9990P7	Label Holder	SXSWQ-KD, SXSWAR-KD	16 ¹ / ₂ Lx1 ¹ / ₂ H	419Lx38H	1/4	0.1
9990P8	Label Holder	SXDWQ-KD, SXDWAR-KD	36 ³ / ₈ Lx1 ¹ / ₂ H	924Lx38H	1/4	0.1
SXEHAN-KD	Handle	All Units	19x4x4	483x102x102	5 ¹ / ₄	2.3
SXLDG*	Ledge	All Internal Shelves	15 ¹ / ₄ x3 ³ / ₄ x4 ¹ / ₈	387x19x105	2	0.9
SXSLFDIV	Divider	All Internal Shelves	21x5 ⁵ / ₈ x3	533x17x76	2 ¹ / ₂	1.1


***NOTE:** Ledge can be used as both a back and a side ledge. For use as a back ledge, order same number of ledges as width of shelf (e.g., single wide = 1, double wide = 2).




Enclosures



Divider



Ledge



Label Holder



Handle



InterMetro Industries Corporation
 North Washington Street
 Wilkes-Barre, PA 18705

L03-148
 Rev. 8/96
 Printed in U.S.A.

Information and specifications are subject to change without notice. Please confirm at time of order.